

Free Forms Courtesy of FreeTaxUSA.com



*Prepare, Print, and E-File
Your Federal Tax Return for
FREE!!*

Go to www.FreeTaxUSA.com to start your free return today!

Nondeductible IRAs► Go to www.irs.gov/Form8606 for instructions and the latest information.

► Attach to 2018 Form 1040 or 2018 Form 1040NR.

OMB No. 1545-0074

2018
Attachment
Sequence No. **48**

Name. If married, file a separate form for each spouse required to file 2018 Form 8606. See instructions.

Your social security number

**Fill in Your Address
Only if You Are
Filing This Form by
Itself and Not With
Your Tax Return**

Home address (number and street, or P.O. box if mail is not delivered to your home)

Apt. no.

City, town or post office, state, and ZIP code. If you have a foreign address, also complete the spaces below (see instructions).

If this is an amended
return, check here ► ☐

Foreign country name

Foreign province/state/county

Foreign postal code

Part I Nondeductible Contributions to Traditional IRAs and Distributions From Traditional, SEP, and SIMPLE IRAs

Complete this part only if one or more of the following apply.

- You made nondeductible contributions to a traditional IRA for 2018.
- You took distributions from a traditional, SEP, or SIMPLE IRA in 2018 **and** you made nondeductible contributions to a traditional IRA in 2018 or an earlier year. For this purpose, a distribution does not include a rollover (other than a repayment of a qualified 2017 disaster distribution (see 2018 Form 8915B)), qualified charitable distribution, one-time distribution to fund an HSA, conversion, recharacterization, or return of certain contributions.
- You converted part, but not all, of your traditional, SEP, and SIMPLE IRAs to Roth IRAs in 2018 **and** you made nondeductible contributions to a traditional IRA in 2018 or an earlier year.

1	Enter your nondeductible contributions to traditional IRAs for 2018, including those made for 2018 from January 1, 2019, through April 15, 2019. See instructions	1	
2	Enter your total basis in traditional IRAs. See instructions	2	
3	Add lines 1 and 2	3	
<div style="border: 1px solid black; padding: 5px; display: inline-block;"> In 2018, did you take a distribution from traditional, SEP, or SIMPLE IRAs, or make a Roth IRA conversion? </div> <div style="display: inline-block; vertical-align: top; margin-left: 10px;"> <p>No —► Enter the amount from line 3 on line 14. Do not complete the rest of Part I.</p> <p>Yes —► Go to line 4.</p> </div>			
4	Enter those contributions included on line 1 that were made from January 1, 2019, through April 15, 2019	4	
5	Subtract line 4 from line 3	5	
6	Enter the value of all your traditional, SEP, and SIMPLE IRAs as of December 31, 2018, plus any outstanding rollovers. Subtract any repayments of qualified 2017 disaster distributions (see 2018 Form 8915B). If the result is zero or less, enter -0-. See instructions	6	
7	Enter your distributions from traditional, SEP, and SIMPLE IRAs in 2018. Do not include rollovers (other than repayments of qualified 2017 disaster distributions (see 2018 Form 8915B)), qualified charitable distributions, a one-time distribution to fund an HSA, conversions to a Roth IRA, certain returned contributions, or recharacterizations of traditional IRA contributions (see instructions)	7	
8	Enter the net amount you converted from traditional, SEP, and SIMPLE IRAs to Roth IRAs in 2018. Also enter this amount on line 16	8	
9	Add lines 6, 7, and 8	9	
10	Divide line 5 by line 9. Enter the result as a decimal rounded to at least 3 places. If the result is 1.000 or more, enter "1.000"	10	×
11	Multiply line 8 by line 10. This is the nontaxable portion of the amount you converted to Roth IRAs. Also enter this amount on line 17	11	
12	Multiply line 7 by line 10. This is the nontaxable portion of your distributions that you did not convert to a Roth IRA	12	
13	Add lines 11 and 12. This is the nontaxable portion of all your distributions	13	
14	Subtract line 13 from line 3. This is your total basis in traditional IRAs for 2018 and earlier years	14	
15a	Subtract line 12 from line 7	15a	
b	Enter the amount on line 15a attributable to qualified 2017 disaster distributions from 2018 Form 8915B (see instructions). Also, enter this amount on 2018 Form 8915B, line 22	15b	
c	Taxable amount. Subtract line 15b from line 15a. If more than zero, also include this amount on 2018 Form 1040, line 4b; or 2018 Form 1040NR, line 17b	15c	
Note: You may be subject to an additional 10% tax on the amount on line 15c if you were under age 59½ at the time of the distribution. See instructions.			

Part II 2018 Conversions From Traditional, SEP, or SIMPLE IRAs to Roth IRAs

Complete this part if you converted part or all of your traditional, SEP, and SIMPLE IRAs to a Roth IRA in 2018.

16	If you completed Part I, enter the amount from line 8. Otherwise, enter the net amount you converted from traditional, SEP, and SIMPLE IRAs to Roth IRAs in 2018.	16	
17	If you completed Part I, enter the amount from line 11. Otherwise, enter your basis in the amount on line 16 (see instructions)	17	
18	Taxable amount. Subtract line 17 from line 16. If more than zero, also include this amount on 2018 Form 1040, line 4b; or 2018 Form 1040NR, line 17b	18	

Part III Distributions From Roth IRAs

Complete this part only if you took a distribution from a Roth IRA in 2018. For this purpose, a distribution does not include a rollover (other than a repayment of a qualified 2017 disaster distribution (see 2018 Form 8915B)), qualified charitable distribution, one-time distribution to fund an HSA, recharacterization, or return of certain contributions (see instructions).




19	Enter your total nonqualified distributions from Roth IRAs in 2018, including any qualified first-time homebuyer distributions, and any qualified 2017 disaster distributions (see instructions). Also see 2018 Form 8915B	19	
20	Qualified first-time homebuyer expenses (see instructions). Do not enter more than \$10,000	20	
21	Subtract line 20 from line 19. If zero or less, enter -0-	21	
22	Enter your basis in Roth IRA contributions (see instructions). If line 21 is zero, stop here	22	
23	Subtract line 22 from line 21. If zero or less, enter -0- and skip lines 24 and 25. If more than zero, you may be subject to an additional tax (see instructions)	23	
24	Enter your basis in conversions from traditional, SEP, and SIMPLE IRAs and rollovers from qualified retirement plans to a Roth IRA. See instructions	24	
25a	Subtract line 24 from line 23. If zero or less, enter -0- and skip lines 25b and 25c	25a	
b	Enter the amount on line 25a attributable to qualified 2017 disaster distributions from 2018 Form 8915B (see instructions). Also, enter this amount on 2018 Form 8915B, line 23	25b	
c	Taxable amount. Subtract line 25b from line 25a. If more than zero, also include this amount on 2018 Form 1040, line 4b; or 2018 Form 1040NR, line 17b	25c	

Sign Here Only if You Are Filing This Form by Itself and Not With Your Tax Return

Under penalties of perjury, I declare that I have examined this form, including accompanying attachments, and to the best of my knowledge and belief, it is true, correct, and complete. Declaration of preparer (other than taxpayer) is based on all information of which preparer has any knowledge.

 Your signature	 Date
--	--

Paid Preparer Use Only

Print/Type preparer's name	Preparer's signature	Date	Check <input type="checkbox"/> if self-employed	PTIN
Firm's name 	Firm's EIN 			
Firm's address 	Phone no.			